



EN 1634-1  
EN 15269-11  
EN 16034-1

# Fire curtain modular MFBD E-120



FIRE CURTAIN MODULAR

# MFBD E-120

---

Tecnitex **MFBD E-120** is a modular (overlapping) fire curtain that remains intact when exposed to a direct attack by flames or a temperature greater than 1000°C for 120 minutes, preventing the passage of flames from one sector to another. It is an invisible fixture, the purpose of which is to prevent the passage of flames from one sector to another, thus limiting the spread of the fire.

## GOAL: PROTECTION

- ♦ Avoiding the spread of flames to the neighboring sector.
- ♦ Fire resistance 120 min at more than 1000°C (Integrity).
- ♦ Reducing radiation 30 min.
- ♦ Large dimensions, unlimited length up to 10,000 mm in height.

## CHARACTERISTICS

The system is made up of technical fabric with the reference **TECTEX 710-PU/IN/2**, made of class E fiberglass reinforced with Inconel steel, covered with a fire-retardant polyurethane-based compound on both sides.



## ◆ DOUBLE BOX

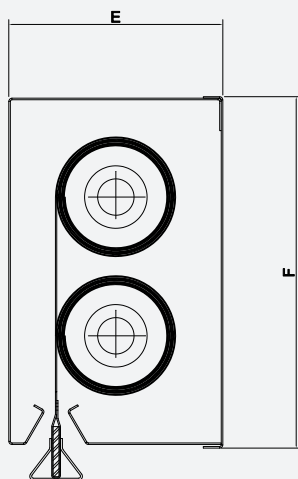
# Exploded view

- |   |   |
|---|---|
| <p><b>1</b>   Housing, depending on model, made from galvanised sheet metal.</p> <p><b>2</b>   Removable supports for forming the box and holding the roller (depending on model). Front and lower openings made with rounded edges without sharp edges or corners.</p> <p><b>3</b>   Roller with ogive for rolling the textile.</p> <p><b>4</b>   SMK motor depending on model with "TGFS" (Total Gravity Controlled Fail Safe Solution) technology.</p> | <p><b>5</b>   Lateral guides with fabric holding system on the whole vertical side.</p> <p><b>6</b>   Textile holding system on the whole vertical side of the curtain for proper isolation of fire and smoke. (optional)</p> <p><b>7</b>   Technical fibreglass textile with different finishes depending on model and classification of the system.</p> <p><b>8</b>   Counterweight in various finishes and sizes for proper adaptation to the box or suspended ceilings.</p> |
|---|---|

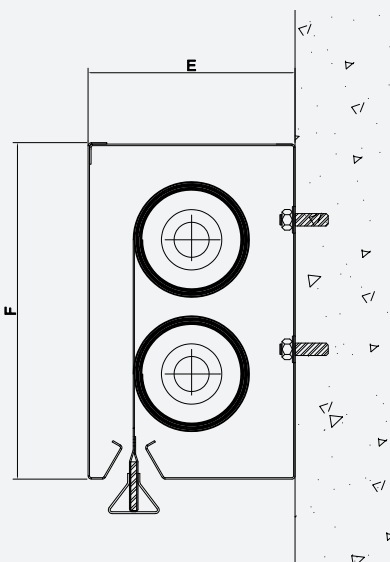


## DOUBLE BOX OPTIONS

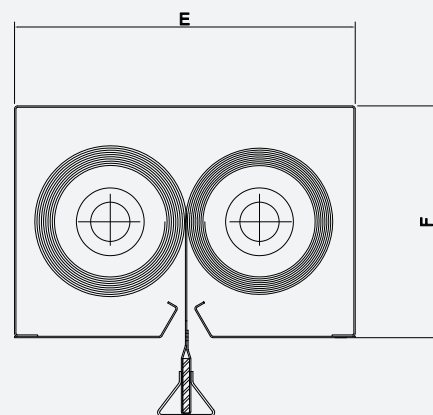
### Series V



### Series VF



### Series H



BOX	MAXIMUM DIMENSIONS		BOX DIMENSIONS (E/F) mm
	WIDTH (A) mm	HEIGHT (B) mm	
SERIES-H	N/A	Up to 6000	250x170
SERIES-Hxl	N/A	≥ 6000	300x220
BOX	MAXIMUM DIMENSIONS		BOX DIMENSIONS (E/F) mm
	WIDTH (A) mm	HEIGHT (B) mm	
SERIES-V	N/A	Up to 6000	170x280
SERIES-Vxl	N/A	≥ 6000	220x380
BOX	MAXIMUM DIMENSIONS		BOX DIMENSIONS (E/F) mm
	WIDTH (A) mm	HEIGHT (B) mm	
SERIES-VF	N/A	Up to 6000	170x280
SERIES-VFxl	N/A	≥ 6000	220x380

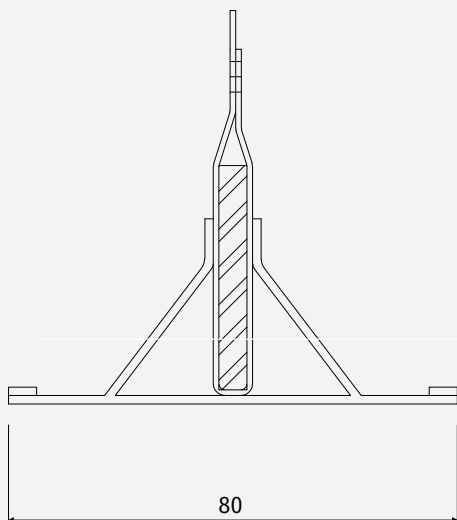
\*The measurements of the overlaps vary depending on the dimensions of the blind.

# Closure options

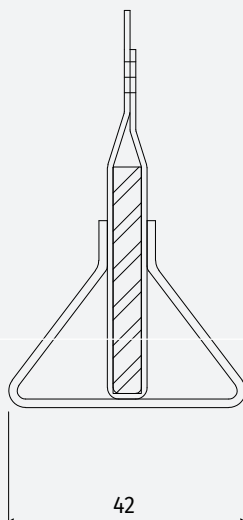
## ◆ INVERTED COVER



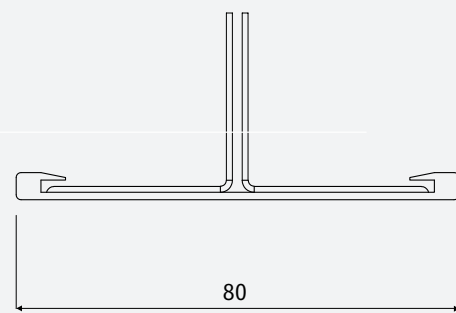
## ◆ WIDE FLANGE TRIM



## ◆ STANDARD TRIM



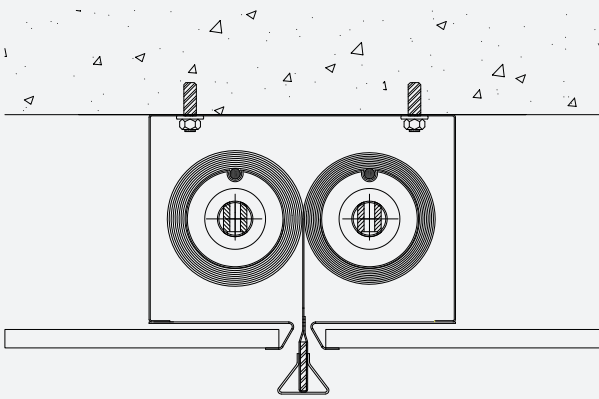
## ◆ FLAT TRIM



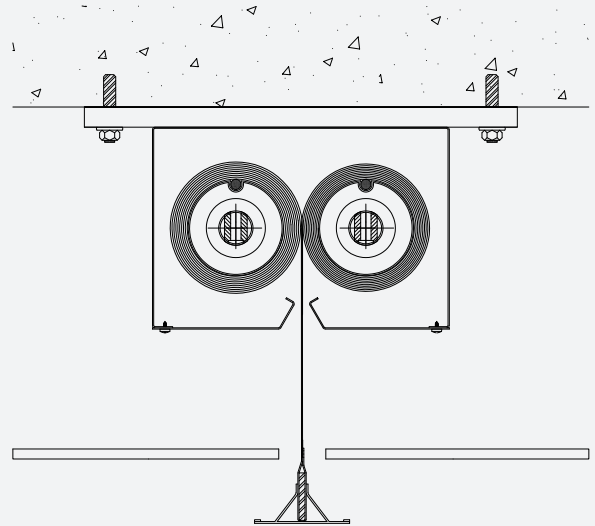
GUIDES	MAXIMUM DIMENSIONS		GUIDE DIMENSIONS (H/G) mm
	WIDTH (A) mm	HEIGHT (B) mm	
SG-120	12000	Up to 4500	70x120
SG-130	12000	> 4500	70x130

# Types of fixing

## ◆ OPTION TI INVERTED FOR FALSE CEILING



## ◆ FALSE CEILING HANGING



## ◆ WALL

